

MAYOOR SCHOOL, AJMER
Computer / VIII / Annual Examination / Saturday / February 28, 2009
(Time allowed: 1½ Hours)

BRS – 135
MM – 40

VIII A & C – BRS
VIII B – DVB

Instructions:







- Please check that this question paper contains 1 printed page.
- Please write down the serial number of the question before attempting it.
- All questions are compulsory.

I) Fill in the blanks: -

[5]

- 1) _____ tool lets you go back to the previous version of the image in Photoshop.
- 2) _____ is the extension of project file in Windows Movie Maker.
- 3) _____ and _____ are predominantly used file formats for images on websites.
- 4) _____ command lets you make adjustment to the overall tonal range of an image.
- 5) _____ tool lets you correct imperfections on an image..
- 6) _____ and _____ are the options available with Marquee tool.
- 7) _____ are the digital media files or pictures that you import into you project.
- 8) _____ tool navigates to bring other area of the image into view.

II) Answer the following questions:-

- 1) How can you rotate an image in Photoshop. **[3]**
- 2) What are the options available for editing a clip in Windows Movie Maker. **[3]**
- 3) Define the following terms: **[6]**
 - i. Collections
 - ii. Project
 - iii. Movie
- 4) Identify and briefly explain the following tools of Photoshop : **[12]**
 - i. 
 - ii. 
 - iii. 
 - iv. 
 - v. 
 - vi. 
- 5) Explain Filters in Photoshop. **[2]**
- 6) Differentiate between Video Effect and Video Transition in Movie Maker. **[2]**
- 7) Write the steps to add Titles and Credits to a movie. **[3]**
- 8) Write short note on : **[4]**
 - i. Magic Wand tool
 - ii. Pen tool